

1

2

3

4

A

A

B

B

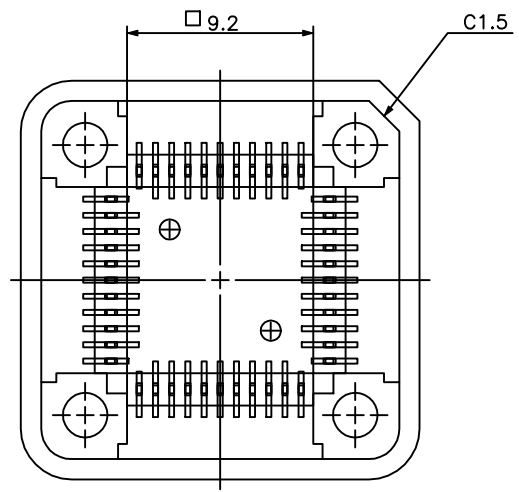
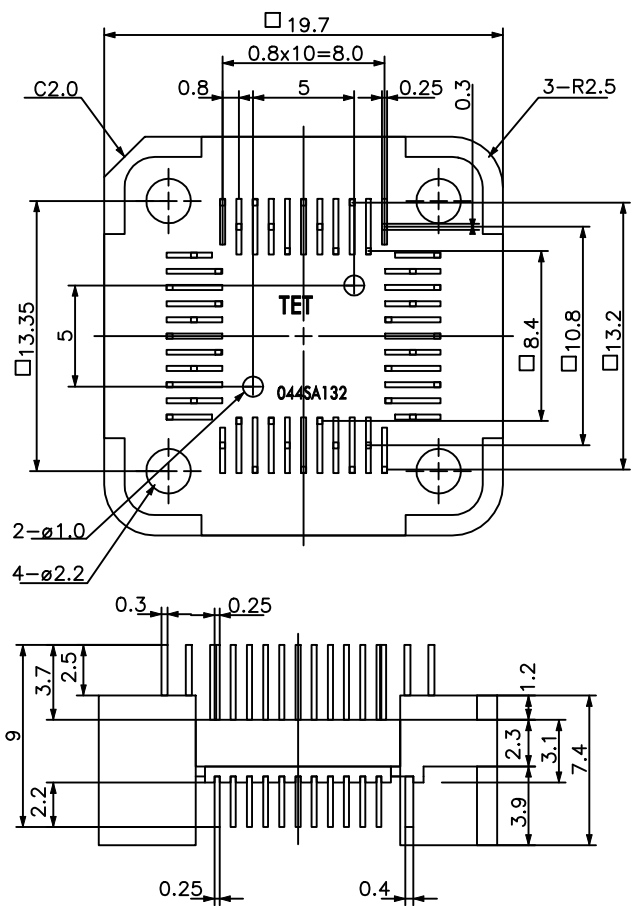
C

C

D

D

REVISIONS				
ZONE	REV	DESCRIPTION	DATE	APPROVED



\* Applicable size of IC package : IC body size 10.0 x 10.0 mm  
IC outer size 13.2 x 13.2 mm

IC package	Square
Pin count	44Pin
Lead pitch	0.8mm

**DRAWING NOT TO SCALE**

**ALL DIMENSIONS ARE IN MILLIMETERS**

<p><b>adapters.com</b> An Embedded Systems Solutions Company</p>	DESCRIPTION:			REV
	BASE-YQ-044Q8-EM-CVR(13.2)			
TEL:(408)855-8527 FAX:(408)855-8528 3024 Scott Blvd. Santa Clara, CA 95054	SIZE <b>A</b>	DATE: 12-10-01	PART NO. <b>000-2068-10</b>	
	SCALE 1:1	CHECKED: Gabor Kardos	DRAWN BY: S. Barcellos	SHEET

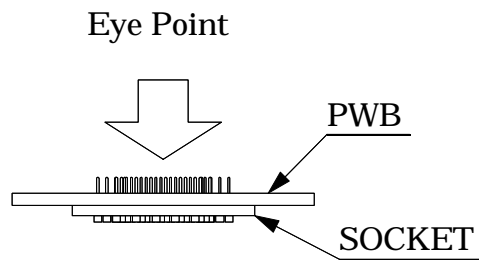
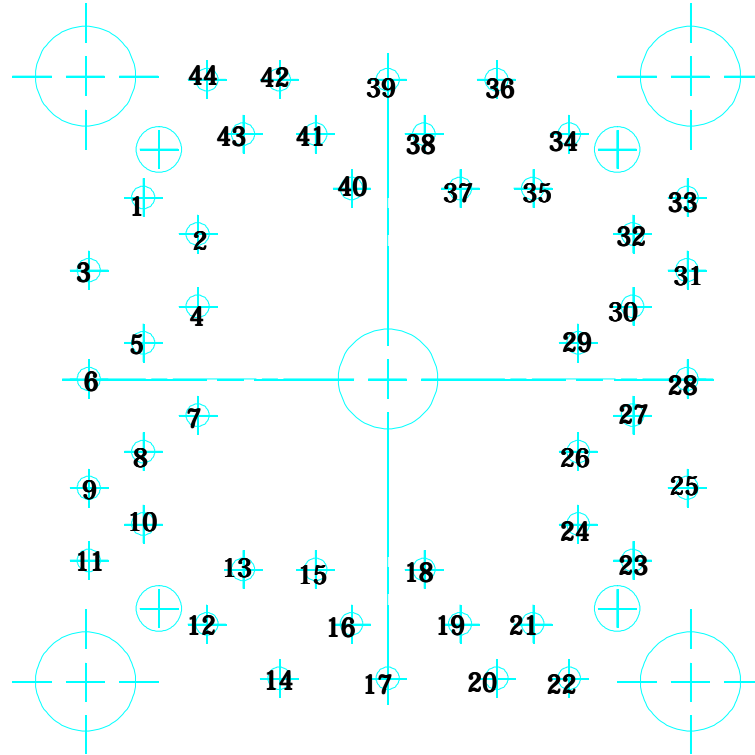
1

2

3

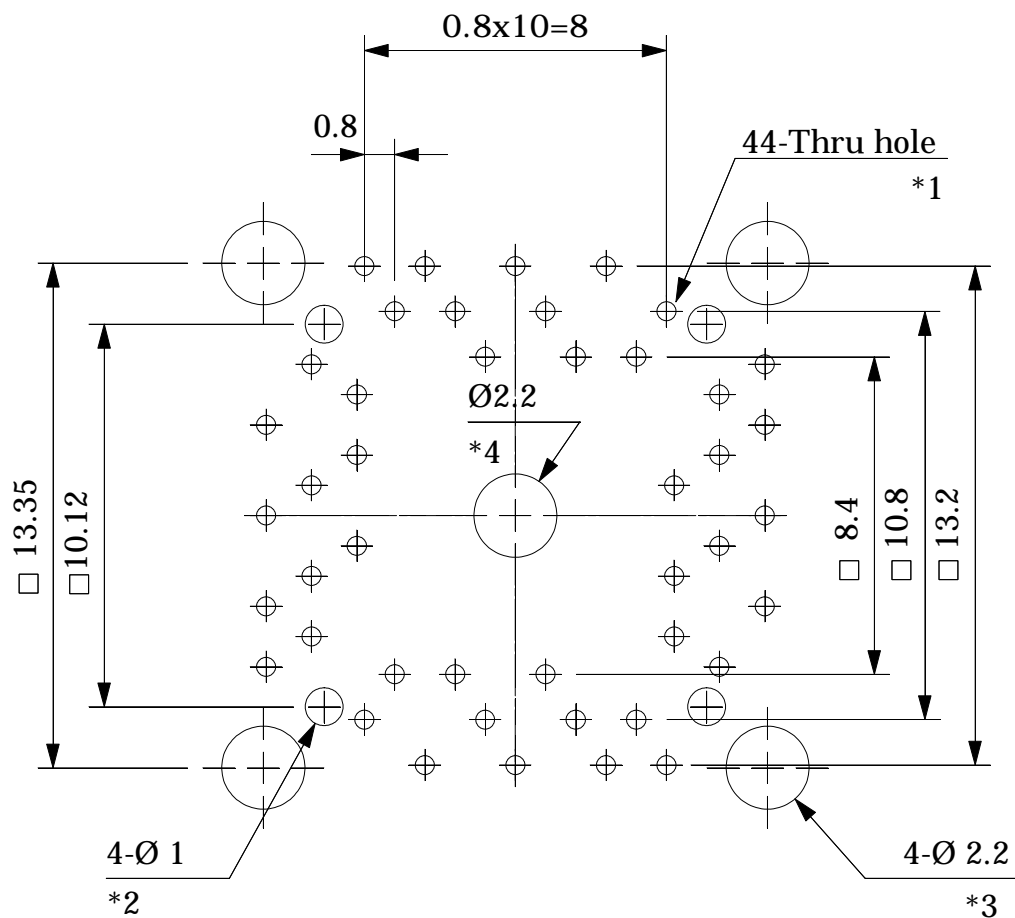
4

# Recommended a PWB layout of TQSOCKET/YQSOCKET044SA Series



Part No.	<b>TQ/YQ044SA, YQ044SA132</b>	
IC package	Square	
Pin count	44	
Unit : mm	Design : M.H	
<b>TET</b> TOKYO ELETECH CORP.		

# Recommended a PWB layout of TQSOCKET/YQSOCKET044SA Series



## NOTES:

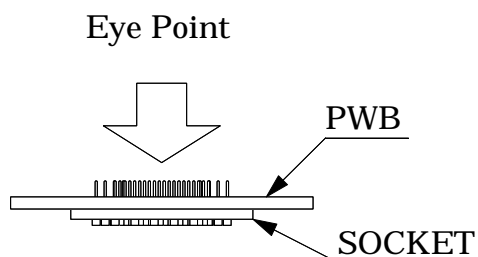
\*1  $\oplus$  mark is through hole.

The diameter is 0.5mm after plating copper on the hole.

\*2 TQSOCKET guide pin hole and location.

\*3 YQSOCKET guide pin hole and location.

\*4 Screw hole and location for fastening TQSOCKET.



Part No.	<b>TQ/YQ044SA</b>	
IC package	Square	
Pin count	44Pin	
Lead pitch	0.8mm	
Unit : mm	Design : M.H	
<b>TET</b> TOKYO ELETECH CORP.		