

1

2

3

4

A

A

B

B

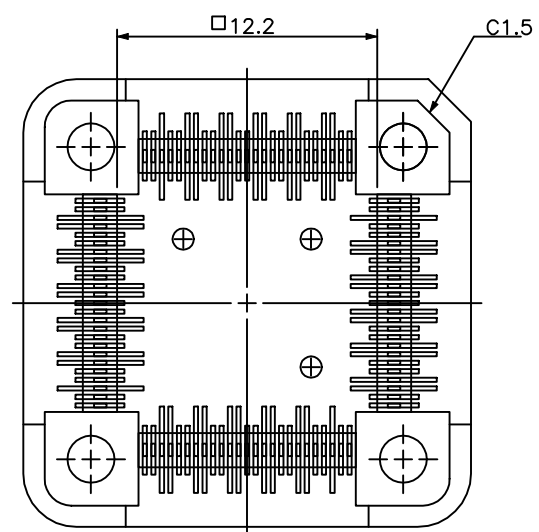
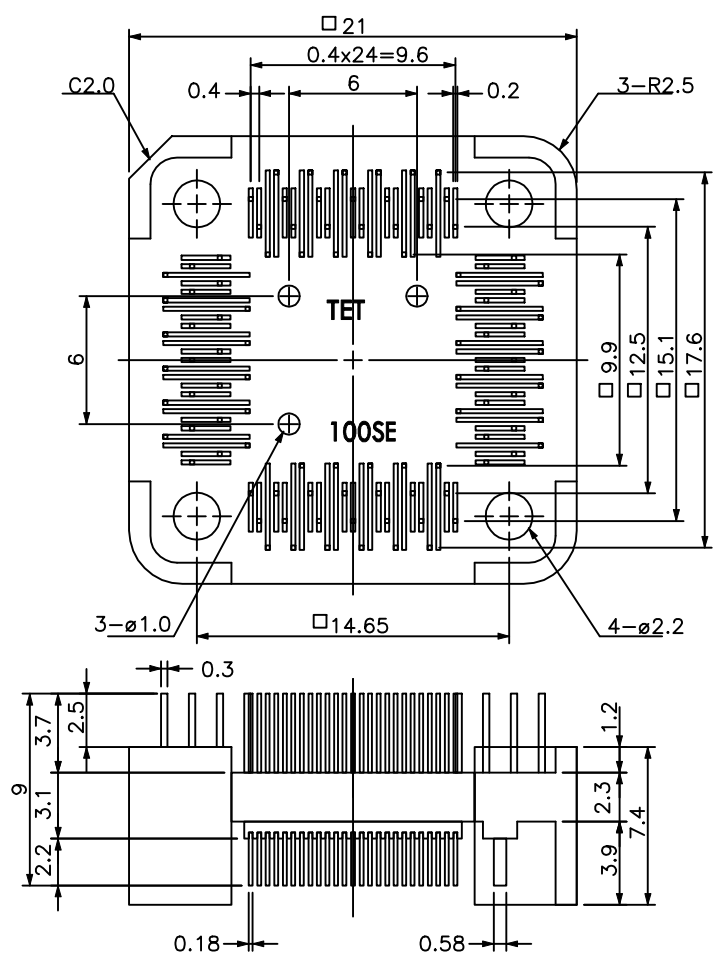
C

C

D

D

REVISIONS				
ZONE	REV	DESCRIPTION	DATE	APPROVED




BOTTOM VIEW

IC package	Square
Pin count	100Pin
Lead pitch	0.4mm

DRAWING NOT TO SCALE

ALL DIMENSIONS ARE IN MILLIMETERS

 <a href="http://www.adapters.com">www.adapters.com</a>	<b>adapters.com</b> <i>An Embedded Systems Solutions Company</i>		
	DESCRIPTION: BASE-YQ-100Q4-EM-CVR		
TEL:(408)855-8527 FAX:(408)855-8528 3024 Scott Blvd. Santa Clara, CA 95054	SIZE <b>A</b>	DATE: 12-11-01	PART NO. <b>000-2222-00</b>
SCALE 1:1	CHECKED: Gabor Kardos	DRAWN BY: S. Barcellos	REV SHEET

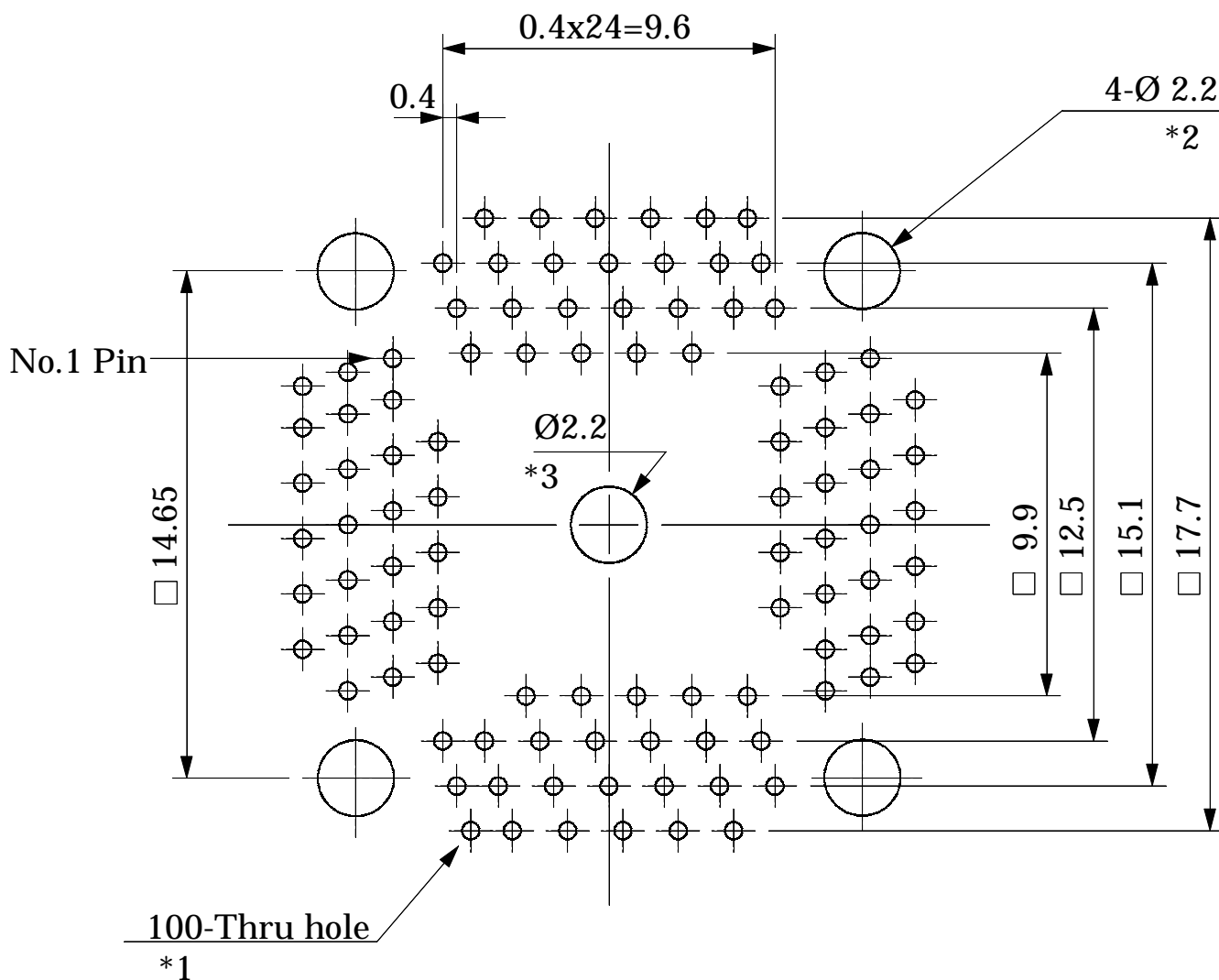
1

2

3

4

# Recommended a PWB layout of YQSOCKET100SE Series



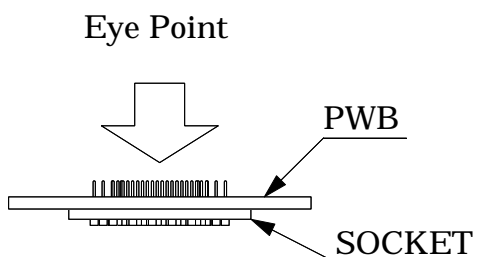
**NOTES:**

\*1  $\oplus$  mark is through hole.

The diameter is 0.5mm after plating copper on the hole.

\*2 YQSOCKET guide pin hole and location.

\*3 Screw hole and location for fastening TQSOCKET.



Part No.	<b>YQ100SE</b>	
IC package	Square	
Pin count	100Pin	
Lead pitch	0.4mm	
Unit : mm	Design : M.H	
<b>TET</b> TOKYO ELETECH CORP.		